

Make 5

Kindergarten



Kindergarten “Make 5”

Includes:

1. 3 types of number cards:
 - *Dots only (0-5)
 - *Dots & Numbers (0-5)
 - *Numbers Only (0-5)
2. Teacher Directions/ Tips
3. Student Direction/Materials card
(reference tool to put in a math center/workshop)
4. Student Recording Sheets
5. You can see a video of this game at
<http://www.teachingonemoore.org/gaw/>

HOW Make 5 Works

Materials Needed:

- Pile of number cards
- Recording Tools (recording sheet/pencil)

Directions:

1. Students can work individually or as partners.
2. Put cards in a pile face down.
3. The student/s will choose 9 cards from the pile to work with.
4. Student/s use these 9 cards to try and make combinations of numbers that equal 10.

Ex: $2 + 3 = 5$ $1 + 2 + 2 = 5$



Tips

1. Make multiple copies number cards

Students should work with a pile of 20-30 cards...

this will allow them to have more of a variety of numbers to work with and give them opportunities to see/work with doubles

2. Differentiate the number cards based on student ability level


This packet includes 3 levels of cards:

- Dots Only (stds. use counting skills to make 5)
- Dots & Numbers (help stds. begin to make the connection between the number and the value)
- Numbers Only (challenge students with strong number sense)

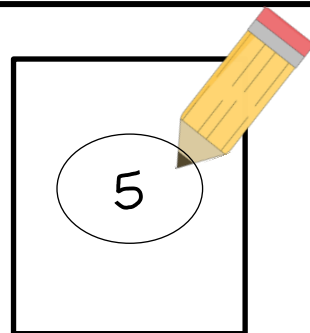
3. Recording Sheets:

This packet includes a recording sheet. This can be used to challenge students to start writing their work as mathematicians! These can be printed on cardstock & laminated or put in sheet protectors so students can use them over & over with a dry erase marker. 😊

How To Play Make 5





















You will need:
A Pile of Cards
Recording Tools




The Rules:

1. Put your cards in a pile...face down!
2. Pick 9 cards & put them face up in front of you and your partner.
3. Use the cards to make 5.
4. Record your math equations.
5. If you run out of ways to make 5... get 9 new cards and keep going!







0



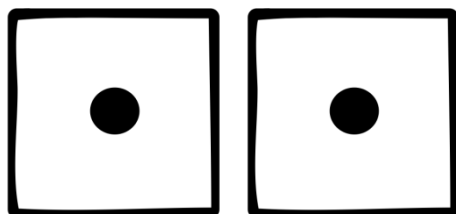
1




2



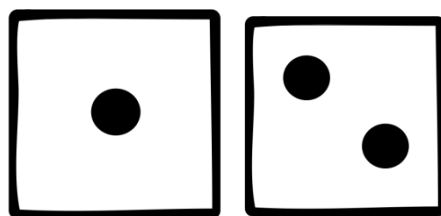
2




3



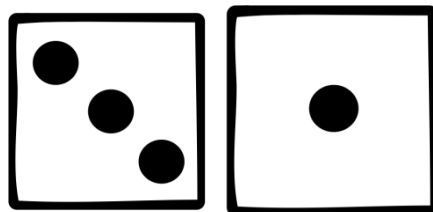
3





4




4





4





5



5



5



0

1

2

3

4

5

Make Ten!

5

Credits

Clipart by:



Dice Kids:

<https://www.teacherspayteachers.com/Store/Worksheetjunkie>

Dice:

<https://www.teacherspayteachers.com/Store/Krista-Walden>



Digital Paper:

melstampz.blogspot.com

Digital Frames:

<https://www.teacherspayteachers.com/Store/Lauren-Thompson>

<https://www.teacherspayteachers.com/Store/Chirp-Graphics>



Fonts from:

www.dafont.com

Fonts used:

- KB Scared Straight
- KG Shake It Off
- KB Dunk Tank
- KG Primary Penmanship
- KB Kinder Write Bold
- Always in my Heart

Thank you for downloading our "Kindergarten Make 5"

This item is a paid digital download from our TPT Store:
<https://www.teacherspayteachers.com/Store/Teaching-One-Moore>.



As such, it is for classroom use only. This item is also bound by copyright laws and redistributing, editing, selling or posting this item (or any part thereof) on the Internet are all strictly prohibited without first gaining permission from the author.

Violations are subject to the penalties of the Digital Millennium Copyright Act.

Please contact us if you wish to be granted special permissions! Thank you!

tpt@teachingonemoore.org